



WOOREE E&L

Company Introduction



 **WOOREE E&L Introduction**

1. Company Overview
 2. History
 3. Competitiveness
 4. Manufacturing Site
 5. Product Type Introduction
-



Company overview



Name	WOOREE E&L CO., LTD
Foundation	2008. 6. 9
Location	ANSAN, KOREA
C.E.O	K.H. KWON
Product	Packaged LED & LED Light bar
Oversea site	Yangzhou Wooree Electronics (Jiangsu, CHINA) WOOREE VINA (Dong Nai, VIETNAM)



History

- 2003.06** Started LED R&D in Wooree ETI (Mother Company)
- 2008.05** Started to Mass production of Light Bar
- 2008.06** Established Wooree LED Co., Ltd. (LED Package & Light bar)
- 2008.12** Invested in Intematics, Phosphor Company located in U.S.A .
- 2009.10** Started 3014 packages and lightbar mass production for NBPC
- 2010.11** Invested in Canyang (Forepi's Chinese manufacturing site)
- 2010.06** Started mass production for MNT application.
- 2011.04** Started Production of Yangzhou Plant in China (Wooree Electronics)
- 2012.02** Started mass production for TV application
- 2012.04** Change company name from "WOOREE LED" to "WOOREE E&L" (Energy and Lighting)
- 2013.02** Listed on KOSDAQ(No. 153490)



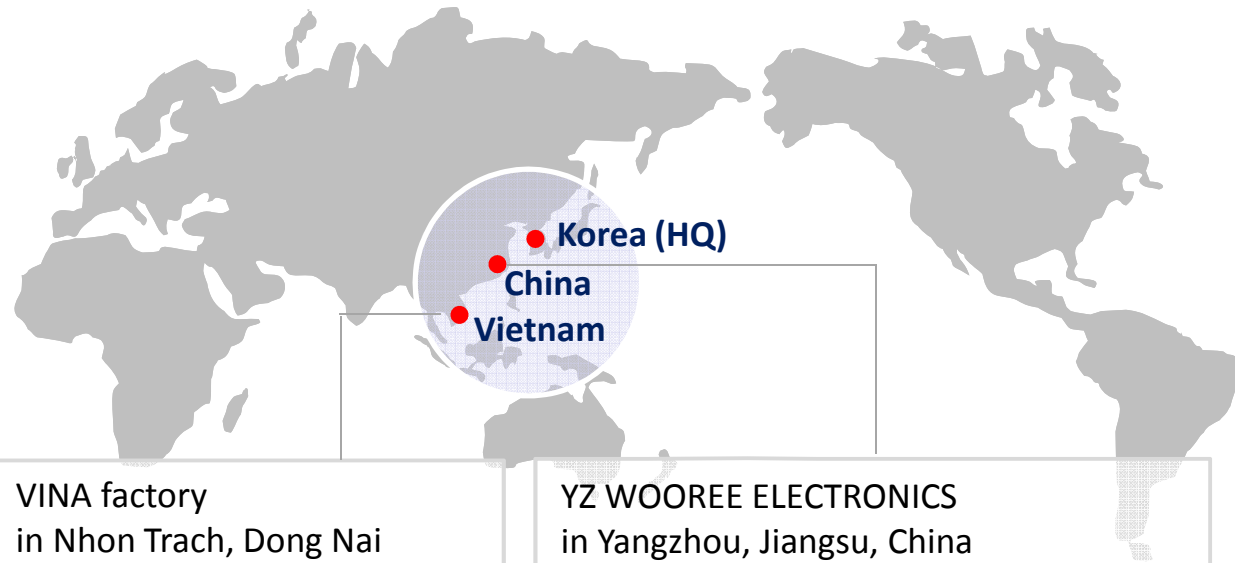
Competitiveness





Manufacturing site

Advantage in price competitiveness by overseas manufacturing site



VINA factory
in Nhon Trach, Dong Nai
(LED PKG & FPCB & SMT)

YZ WOOREE ELECTRONICS
in Yangzhou, Jiangsu, China
(LED PKG & SMT)





Display Light Bar Line up

















Division	Application					
	Auto	Industrial	Tablet	NBPC	MNT	TV
Inch	4.2inch	10.4inch	7.0inch	10.1inch	18.5inch	18.5inch
	5.0inch	12.1inch	8.0inch	11.6inch	19.0inch	21.5inch
	7.0inch	15.0inch	9.7inch(APPLE)	12.5inch	19.5inch	32.0inch
	8.0inch	17.0inch	10.1inch	13.3inch	20.1inch	39.0inch
	9.2inch	19.0inch	11.6inch	14.0inch	21.5inch	42.0inch
	12.3inch	30.2inch		15.6inch	23.0inch	47.0inch
				17.3inch	23.5inch	50.0inch
					24.0inch	55.0inch
					27.0inch	60.0inch
					30.0inch	65.0inch
					72.0inch	
Status	MP / DV	MP / DV	MP / DV	MP / DV	MP / DV	MP / DV
Product Site	Korea China	Korea	Korea China Vietnam	Korea China Vietnam	Korea China Vietnam	Korea China Vietnam

- Wooree E&L is shipping **LED lightbar or package itself** as product.
- Lightbar products are divided by package manufacturer.(In house or Sourcing)



LED package for Display

▷ NBPC(Mobile), Monitor, TV PKG All Line Up (Edge Lit / Direct Lit)

Product	Smart / Notebook / Mobile			Monitor & TV				
	S2808	S3808	S3806	T7020	T7020A	T8520A	T7030A	T6030
Image								
F-Current	20mA	20mA	20mA	120mA	180mA	180mA	120mA	90mA
F-Voltage	3.2V	2.9V	2.9V	3.2V	3.2V	3.2V	6.5V	6.5V
L-Flux	5.2 lm	8.7 lm	8.3 lm	36 lm	60 lm	60 lm	80 lm	60 lm
Product	T3014	T4014	S4005	T3020	T4014A	T4008	T3535	7474IOL
Image								
F-Current	20mA	20mA	20mA	60mA	90mA	60mA	400mA	280mA
F-Voltage	3.2V	3.2V	3.0V	3.2V	3.3V	3.3V	3.6V	3.4V
L-Flux	5.2 lm	5.5 lm	8.5 lm	18 lm	28 lm	18 lm	98.5 lm	75 lm

•Full line-up for LCD display



LED package for lighting

*Ra 80,75

Split	~0.2W	0.2 ~ 0.8W				~0.8W	1 ~ 3W	
	T5050	T2828	T8520	T7030	T5450	7474L	3535E	3535C
Image								
F-Current (mA)	60	65 (60~150mA)	65 (60~120mA)	65 (60~150mA)	120 (60~200mA)	280 (150~280mA)	350 (250~400mA)	700 (350~1A)
F-Voltage (V)	2.95~3.35	2.85-3.15	2.90-3.20	2.80-3.10	2.90-3.30	3.0-3.4	2.9-3.3	3.2-3.6
Typ. L-Flux (L-Efficacy) 2700K	19.5lm (105lm/W)	25.5lm (135lm/W)	-	-	-	-	105lm (95lm/W)	195lm (80lm/W)
Typ. L-Flux (L-Efficacy) 5000K	23.0lm (120lm/W)	28.5lm (150lm/W)	31.0lm (160lm/W)	32.0lm (170lm/W)	50.0lm (135lm/W)	98lm (110lm/W)	125lm (115lm/W)	220lm (93lm/W)
MP Status	MP	MP	MP	MP	MP	MP	MP	MP
LM80	Reported	Reported	-	Plan	Reported	Testing	Testing	PLAN
Application	Down Light Direct Panel Light	PAR Series MR16	L-Tube Edge Panel	L-Tube	L-Tube Down Light	Direct Panel Wide V/Angle	MR16 PAR Series	MR16 PAR Series



LED package for lighting

Split	8W			12W			100W
	STD	Direct	NEW	STD	Direct	NEW	NEW
Image							
Size (mm)	22 x 22		14 x 16	25 x 25		14 x 16	38 x 38
F-Current (mA)	350	85	220	380	120	330	1500
F-Voltage (V)	24~28	84~96	36~40	30~36	90~102	36~40	50-57
CRI (Ra)	80	75	80	75	75	80	65
Typ. L-Flux	2700K	780lm (98lm/W)		1100lm (92lm/W)		1150lm	-
	5000K	840lm (105lm/W)		1200lm (100lm/W)		1250lm	12000lm (120lm/W)
MP Status	MP		MP	MP		MP	MP
LM80	Reported	-	Plan	-		Plan	-
Driving Method	SMPS	Driver IC	SMPS	SMPS	Driver IC	SMPS	SMPS
Application	D/Light A19 60W			D/Light A19 100W			Street Light
							



Thank You!

